


NUC BEE BOX


Assembly Instructions

**Note to obtain best end result please prefold all creases


1. Layout Bee Box Carton




2. Fold side panels up




3. Fold in panel as below




4. Repeat with opposite end



5. Fold Base panel up as shown



6. Fold panel over & side tabs in



7. Fold side support over into carton




8. Push support tab in as below




9. Fold up as below



10. Fold up internal panel




11. Insert locking tab into slot




12. Fold tab & insert into below slot



13. Push in to lock




14. Repeat with remaining side



15. Fold and lock tab in




16. Fold lid tabs in as below



17. Fold front flap over



18. Lock panel in



19. Multi-Function Entrance Disc



20. Clip pin into the small hole above the entrance



21. Completed carton

